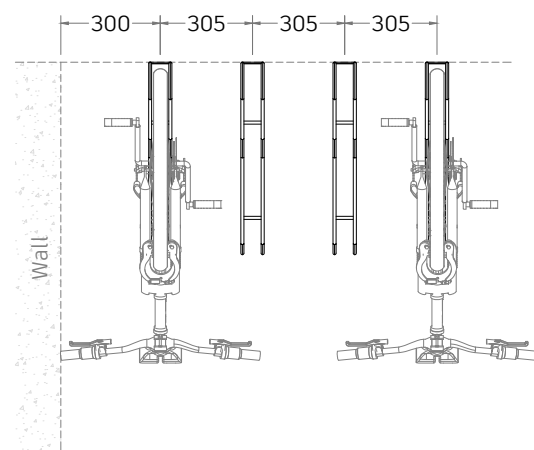


Verti Apex Wall Mounted

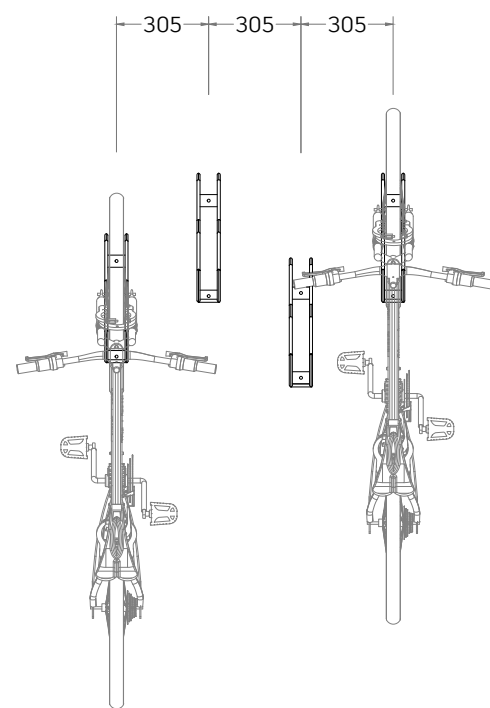
Top View



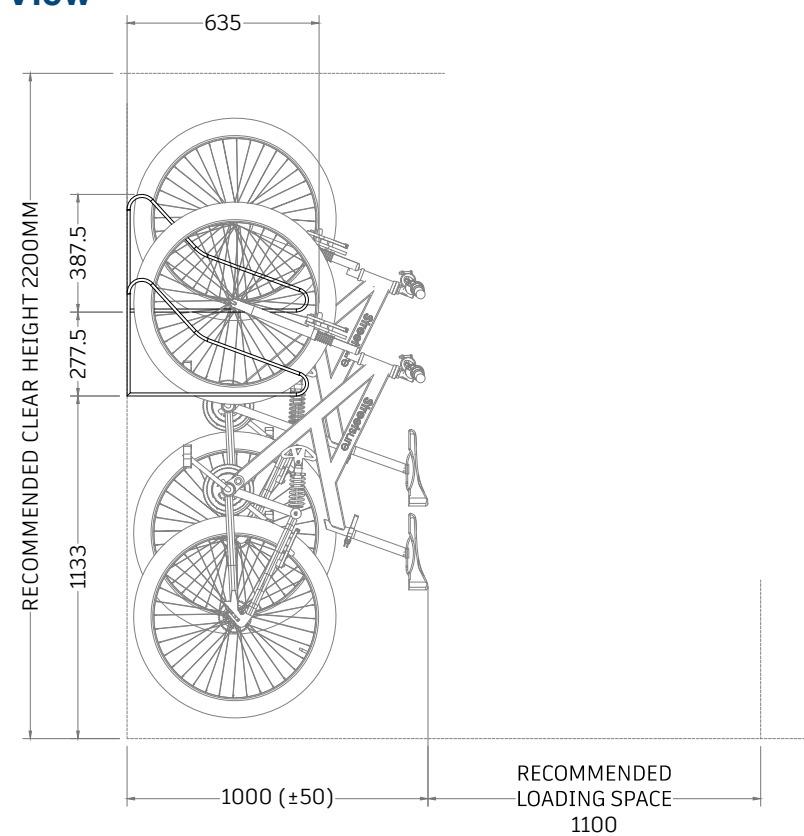
Perspective View



Front View



Side View



Technical information

Materials:	Mild Steel
Standard Finish:	Galvanised to BS EN ISO 1461:2009
Optional Finishes:	Galvanised and Powder coated to standard RAL colour
Configuration:	Single Sided
Bike Capacity:	Bespoke to customer specification
No. of Locking points:	1 per space - front wheel
Fixing:	Wall Mounted
Optional Extras:	Location identifiers, signage
BREEAM:	Our products will assist with achieving BREEAM rating
Product Warranty:	Two years
Minimum Height:	2100mm
Recommended Height:	2200mm
Benefits:	Verti Apex Wall-mounted enables cycle parking to flank the walls in areas with relatively narrow walkways.



Manufactured in the UK

PRODUCT NAME:

Verti Apex Wall Mounted

SCALE: NTS	SHEET SIZE: A3	DRAWN BY: AA
CHECKED BY:	RA	DATE: 08/06/2022
PRODUCT NO. :	APX2G	

- All dimensions are in mm unless otherwise stated
- Any dimensions scaled from this drawing are taken at the reader's own risk



01730 719 292
info@bellsure.co.uk
bellsure.co.uk