

Amenity & Architectural Solutions

The 2023 Catalogue



Supporting you
from concept to
completion

Your Specialist for Amenity & Architectural Solutions

Advise

We pride ourselves on having the in-depth knowledge you need. Our customers come back to us time and again because they trust the advice we give. Bellsure are already a trusted adviser and an established supplier to thousands of contractors.

Inform

Access our specialist technical skills and supply chain in a range of amenity and architectural solutions. We have specialists in doorset scheduling, architectural ironmongery, cycle storage, street furniture, shelters, compounds, mailbox and smart parcel management systems.

Design

We work closely with our customers to make sure that your design is the best that it can be - fantastic looks, compliance, functionality, and space saving are all considerations that we discuss with you during the planning and design process. For architects and contractors, we supply free CAD drawings as part of our friendly, efficient service. We work closely with our customers to ensure that your design fits the customers aesthetic. Product .DWG's and specification sheets are also available to download on our websites, bellsure.co.uk, modulodoorsets.com and urbanrelay.co.uk

Call our team on **01730 719 292** or [email us here](#) today for more information about amenity spaces and fire doors.



Table of Contents

05	Our Amenity & Architectural Range
06	Bellsure Amenity Overview
07	Cycle Parking
12	Mapleton Crescent Case Study - Amenity
14	Cycle Shelters & Compounds
18	Street Furniture
22	Mailboxes & Smart Parcel Management
26	Urban Relay
28	Windlass Apartments Case Study - Urban Relay
30	Bellsure Architectural Overview
32	Modulo Doorsets
38	Delivery Service
40	Installation Services



Our Amenity & Architectural Range



The amenity side of Bellsure is about creating shared spaces that encourage meaningful interaction between people. Whether it's a lobby area with modern parcel management facilities, or an outdoor space with ergonomic street furniture and cycle storage, our products serve both design and functionality requirements.



The architectural side of Bellsure provides customers with quick to fit Q-Mark® certified Modulo fire doorsets from stock. With years of experience in the industry, our technical knowledge, expertise and ability to reduce lead times sets us apart from our competitors.





Bellsure provide amenity solutions in shared spaces for a range of contractors and stakeholders within the construction industry.

Cycle Parking

Shelters & Compounds

Street Furniture

Mailboxes

Smart Parcel Management

With an enhanced range of single and two-tier cycle racks and stands, premium shelters, mesh systems and lockable compounds, our team can provide bike storage that suits the comprehensive needs of the end user.

Our ranges include street furniture options - bins, benches and bollards. Additions to products can be made to make your project stand out from the crowd - green roofs, gas assisted cycle parking, powder coating and signage.

The team can also help with your projects mailbox and smart parcel management requirements, just ask the team for advice today.

The installation team are on hand to receive delivery, and install Bellsure products to an extremely high standard.

[FIND OUT MORE HERE](#)

Bellsure will project manage all aspects from product delivery through to client sign off.

Our wide variety of cycle racks, stands and accessories will cover all aspects of the cycle parking requirements on your project. With compliance, health & safety and longevity being top of mind, you can ensure that your project is in safe hands.

Cycle Parking



Our Accreditations

Pre-qualified, quality assured, health & safety accredited for your peace of mind.



Double Decker Classic

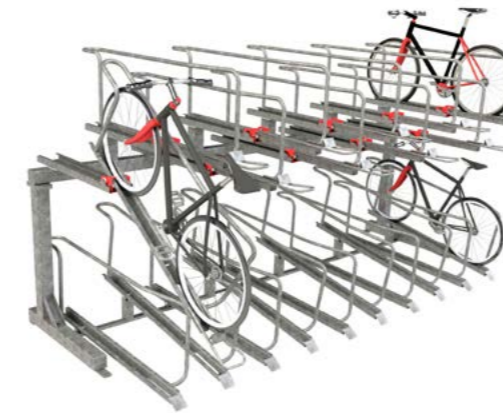
Two tier cycle rack for increased space efficiency

Size: 375mm and 400mm centres available / size bespoke to requirements

Material: Mild Steel

Finish Options: Galvanised only or rails, legs & handles can be galvanised & ppc

Fixing Options: Surface-mounted



Double Decker Orion

A premium two tier rack with unique red roll mechanism

Size: Size bespoke to requirements

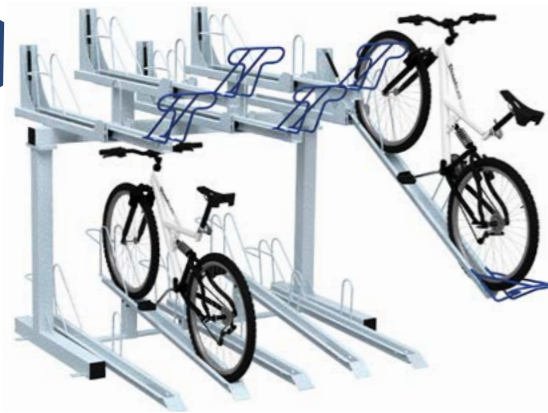
Material: Steel

Finish Options: Galvanised only

Fixing Options: Root-fix or surface-mounted



BEST SELLER



Double Decker Premium

Two tier gas assisted cycle rack with ergonomic handle and easy to lift top tier

Size: 375mm and 400mm centres available / size bespoke to requirements

Material: Mild Steel

Finish Options: Galvanised with Plascoated handle, optional rails and legs can be galvanised & ppc

Fixing Options: Surface-mounted



Vertical Cycle Parking

BEST SELLER



Verti45

Semi vertical cycle stand for highly efficient use of space – channels can be laser cut with bespoke branding

Size: Size bespoke to requirements

Material: Mild Steel

Finish Options: Galvanised only or Plascoated



DoubleDek Rax

This combines a Classic or Premium upper tier rack with our Citihoop Classic stands on the lower tier.

Size: 375mm and 400mm centres available / size bespoke to requirements

Material: Mild Steel

Finish Options: Galvanised with Plascoated handle, optional rails, legs and Citihoop Classics can be galvanised & ppc

Fixing Options: Surface-mounted



Verti45 X-Rack

Double sided version of the Verti45, requires unloading space on either side of the stand

Size: Size bespoke to requirements

Material: Mild Steel

Finish Options: Galvanised only or Plascoated



Verti Apex

Free-standing or wall-mounted to a bespoke rack or the wall, each stand holds one vertical bike

Size: 110mmW x 632mmD x 414mmH

Material: Mild Steel

Finish Options: Galvanised only or Galvanised plus powdercoated



Let us help bring your products to life

Our expert planning and design service is available to you free of charge if you are an architect, developer or contractor.

Get in touch to discuss your requirements:

01730 719 292 | info@bellsure.co.uk

Verti HangLok

Single space cycle stand to store the bike vertically, also available with a pivot for maneuverability

Size: 1490mm x 65mm

Material: Mild Steel

Finish Options: Galvanised only or Galvanised plus powdercoated



Verti HookHang

A wall mounted product made up of two wheel supports and a locking point – a secure yet space efficient method of storing one bicycle

Material: Steel

Finish Options: Plascoated in Black, Blue or Light Grey



Cycle Racks



Citihoop Rax

The classic 'Sheffield-style' toast rack

Size: 800w x 750d x 48 ø

Material: Mild Steel

Finish Options: Galvanised only, Galvanised plus powdercoated or Stainless Steel



Rax Compact

Sturdy multiple use cycle rack

Size: 920h x 717d x 50 ø

Material: Steel

Finish Options: Galvanised only or Galvanised plus powdercoated



Rax Beta

Unique floor mounted cycle rack

Size: 680/950h x 770d x 50 ø

Material: Steel

Finish Options: Galvanised only or Galvanised plus powdercoated




Rax Hilo

The alternating heights of the Hilo rack provides a compact parking solution to maximise space.

Size: 765h x 400d

Material: Steel

Finish Options: Galvanised only or Galvanised plus powdercoated



Parkis

Single cycle stand with automated spring function for easy loading, accessories also available


Size: 172 x 29 x 17 cm (67.7 x 11.4 x 6.7 in)

Weight 8 kg (17 lb)

Weight on front axis up to 15 kg (33 lb)

Wheel diameter 61 cm (24") or more

Material: Galvanised and painted steel



Cycle Stands



Citihoop Classic

Our classic 'Sheffield-style' cycle stand

Size: 750w x 750/1100h x 48 ø

Material: Mild Steel

Finish Options: Galvanised only, Galvanised plus powdercoated or Stainless Steel

Fixing Options: Root-fix or surface-mounted

BEST SELLER



Citihoop Arc

Modern style cycle stand, providing parking for two cycles

Size: 950 w x 1005h

Material: Mild Steel

Finish Options: Galvanised only, Galvanised plus powdercoated or Stainless Steel

Fixing Options: Root-fix or surface-mounted

Citihoop Parker

Curved cycle stand, providing parking for two cycles

Size: 750w x 750h x 48 ø

Material: Mild Steel

Finish Options: Galvanised only, Galvanised plus powdercoated or Stainless Steel

Fixing Options: Root-fix or surface-mounted




Cycle Accessories

We offer a range of accessories including repair stations, pumps and SBD ground anchors. Get in touch with the amenity team with your enquiries at info@bellsure.co.uk



cycle ramp



cycle repair stations and pumps



▲ cycle repair stations and pumps ▲



SBD ground anchor



motoanchor



A Case Study Mapleton Crescent

The Project

A well established contractor asked us to provide a range of products. Using the experience and knowledge of the Streetsure team, we offered a variety of products that suited the specific elements of the brief.

Our amenity team produced CAD and .dwg files for the client's BIM model. We also provided proposals for a selection of bespoke and standard cycle parking products, mesh panelling, lockers, benches, planters and mailboxes.

The Solution

The Streetsure team secured the contract and project managed the supply of these products to budget and within an agreed timeframe.

We supplied Double Decker Cycle racks, space-planned strategically to maximise space efficiency, along with corner protectors to minimise potential damage when loading/unloading bicycles.

The client selected our '08 series' recessed mailboxes and requested a bespoke colour match. We applied an anomatch at the manufacturing facility and created a unique product, perfectly matched to the architect's specification.

Streetsure's secure lockers were supplied for a key fob access mail room. Bespoke STRATA timber benches with steel legs and aluminium planters, powder coated in RAL 8028 were supplied for a resident only access rooftop location, creating a unique viewing experience over the London skyline.

Call our team on [01730 719 292](tel:01730719292) or [email us here](#) today for more information about our ranges.





Shelters & Compounds

Send our technical experts your drawings, and we will help to space plan your shelter or lockable storage compound.

Safety and usability are key when it comes to storing belongings, whether that's bicycles or refuse. The Bellsure amenity team can deal with enquiries from the simple to the complex.



Call our team on 01730 719 292 or [email us here](#) today for more information about our ranges.

Cycle Lockers

LokBox Domestic

A concertina folding door provides easy access to this storage locker

Size: 1960w x 1350h x 890d

Material: PVC coated galvanised panels

Capacity: Suitable for up to three cycles

Finish Options: Cream, Anthracite Grey or Olive and Morland Green



LokBox Horizontal

A hinged lockable door provides for simple straightforward access to this locker

Size: 900w x 1200h x 2000d

Material: Steel

Finish Options: Galvanised and powdercoated in Green RAL 6005, Ivory RAL 1015 and Anthracite Grey 7016

Capacity: Up to two cycles



LokBox Verti

Vertical bike locker for 1 cycle

Size: 680w x 1822h x 1142d

Material: Steel

Finish Options: Galvanised and powdercoated in Green RAL 6005, Ivory RAL 1015 and Anthracite Grey 7016



LokBox Double

Two tier compartmentalised locker

Size: 800w x 2400h x 2000d

Material: Steel

Finish Options: Galvanised plus powdercoated in any standard RAL colour



LokBox Folding Bike Locker

A compact locker for foldable bikes with 1, 2 or 3 tiers

Size: 400w x 1620h x 650d

Material: Steel

Finish Options: Galvanised plus powdercoated in any standard RAL colour



Cycle Shelters

CuvaBrella

Our ever popular cycle shelter, available single or double sided for front entry or accessible from both sides

Size: 4090w x 2174h x 2260d

Material: Steel

Finish Options: Galvanised, Galvanised plus powdercoated



CuvaCanti

A stylish cantilever shelter, a simple yet effective solution for cycle parking cover

Size: 4200w x 2900h x 2200d

Material: Steel

Finish Options: Galvanised, Galvanised plus powdercoated



CuvaCurve

Our classic curved roof shelter, with optional side panels

Size: 4130w x 2900h x 2030d

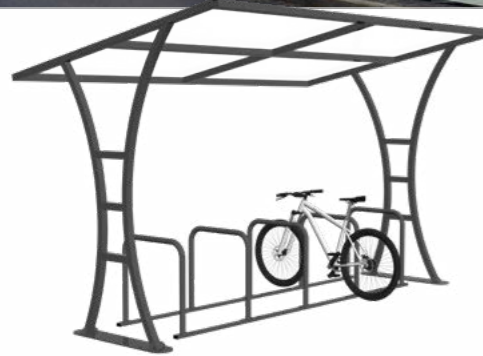
Material: Steel

Finish Options: Galvanised, Galvanised plus powdercoated





Cycle Shelters



CuvaArc

Durable outdoor flat roof shelter

Size: 4200w x 2330h x 2080d

Material: Steel

Finish Options: Galvanised, Galvanised plus powdercoated

Made to measure custom sizes available



CuvaSpan

Our popular outdoor flat roof shelter, designed to give further reaching protection to users

Size: 4380w x 2433h x 2600d

Material: Steel

Finish Options: Galvanised, Galvanised plus powdercoated



CuvaTour

Aesthetically pleasing cycle shelter with small bike detail in frame

Size: 4300w x 3010h x 2280d

Material: Steel

Finish Options: Galvanised, Galvanised plus powdercoated



CuvaNatural

A timber clad shelter, perfect for blending in with the natural environment

Size: Made to measure

Material: Steel / Timber

Finish Options: Galvanised frame only / galvanised plus powdercoated frame to standard RAL colour



Compounds



CuvaMesh Modular System

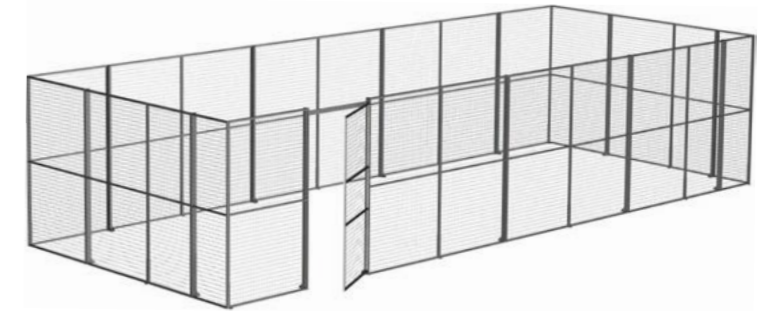
Modular mesh enclosure system custom designed to your requirements

Size: Made to measure

Material: Steel

Finish Options: Galvanised or powdercoated

Module Options: Sliding single / double doors, lockable doors, door closers, panic bars, angled corner sections and more. Bespoke designs to suit your exact requirements - free advice, CAD drawings and renders with quotation



CuvaCurve Compound

This steel compound is securely fit with plastic sheeting for maximum security, allowing natural light to flood the space. Available for single and two-tier cycle storage

Size: 50mm x 50mm strongbox square section construction to EN 10219:2006. 3mm Pet-g UV2 roof sheets, upgrade to 5mm available

Material: Steel and Pet-g UV2 roof sheets

Finish Options: Galvanised finish as standard with the option of powdercoating frame to a standard RAL colour

Module Options: Hinged or sliding gate with standard padlock keep as standard (other locking options available)



CuvaModule Mesh Compound

Security is at the core of this product, made from highly durable materials, the CuvaModule Mesh Compound can be crafted to your bespoke specifications

Size: Made to measure

Material: Steel mesh

Finish Options: Galvanised frame only / galvanised plus powdercoated frame to standard RAL colour



CuvaModule Timber Compound

Modular timber-clad cycle compound

Size: Made to measure

Material: Steel / Timber

Finish Options: Galvanised frame only



Green Roof Shelter

Green roofs are available as an addition to most of our shelters and compounds, bringing biodiversity into the heart of the product itself

Street Furniture

As part of groundwork packages or as single item supply, we can provide and install a range of street furniture options.

From FSC® certified timber benches, bins and bollards to contemporary concrete seating areas and planters – the amenity team are highly skilled at providing design focussed spaces for users.



Call our team on 01730 719 292 or [email us here](#) today for more information about our ranges.

Seating

The Bellsure range of modular and bespoke seating options suit a variety of settings. Our amenity team can provide product specifications, space planning and installation options.





Waste Bins

Recycling and refuse collection are a vital part of any development. Our range of waste bins will help to subtly integrate this everyday necessity into the look and feel of your overall outdoor aesthetic.

Call our team to discuss the full range




Bollards

With a variety of bollard materials and shapes including steel, timber, flat top, mitred and reflective strips – we can provide a solution for you.

Planters


Bellsure provide a wide array of planters in a variety of materials including corten steel, powdercoated steel and timber.

You can also integrate cycle parking, benches and other street furniture items into your design!



Car Park Products

The range includes a variety of car park protection products including traffic restriction, barriers and wall protection.



Secure Lockers

We provide a range of high security lockers, available in a range of finishes, colours and locking mechanisms.





Mailboxes & Smart Parcel Management

Choose from a range of locking options including traditional cylinder locks to access control.

All of our mailboxes and parcel management systems can be created to suit your projects bespoke colour scheme.



Pushing the envelope With first class delivery

Secure your deliveries with our range of lockable mailboxes

With over 25 years of experience supplying mailboxes to the construction industry, we know a thing or two about mailbox management. From functional, traditional mailboxes to the latest in smart parcel technology we can provide a range of options to suit your requirements and budget.

Call our team on 01730 719 292 or [email us here](#) today to discuss your requirements



Mailboxes

Bellsure provide a range of wall mounted, recessed and free standing mailbox solutions for apartments, student accommodation, offices and communal hubs.



Contact the team today for a bespoke design that suits your user's specific requirements.

NB: All dimensions are in mm unless otherwise stated.





Urban Relay allows the recipient to pick up and drop off parcels in seconds. No more long queues. No more missed deliveries. No more waiting at home.

CONTACTLESS - the Urban Relay Mobile App is the ideal solution for contactless residential and commercial parcel retrieval. The modular system incorporates both contactless technology and a touchscreen for quick and accurate identification.

CONVENIENT - collect parcels quickly, 24 hours a day. A full design and specification service is available including bespoke branding, a range of locker types and extra items such as shelters, bollards and signage.

SECURE - installed internally or externally, the Urban Relay unit can be integrated with the client's own database and provides the safest means of delivering and collecting parcels.

Smart lockers that are conveniently located for courier drop-offs mean a higher rate of first-time deliveries, less courier journeys and a lower impact on the environment.


Total online retail sales growth for 2021 was up by 36% – the highest annual growth seen since 2006



Contactless Parcel Management System

An efficient way to manage an ever increasing volume of parcels. The system comprises of the locker unit, a cloud based portal and the mobile app. Managing parcels and collecting data from the courier all the way to the end user:

- 100% success rate on all deliveries
- Convenience
- Security and prevention of losses
- Control of parcel management
- Innovative, standout building feature



Ready when you are.

See the Urban Relay in action at our showroom, call us on [03300 552 455](tel:03300552455) or [email us here](#) to arrange your visit.

VISIT THE URBAN RELAY WEBSITE



A Case Study Windlass Apartments

The Project

An exciting new development located next to Tottenham Hale Station and the Victoria Line sets the scene for 1,2 & 3 bedroom apartments with stylish interiors and out of the ordinary amenities. With a residents lounge, 24/7 access gym and co-working spaces, this modern set of apartments has it all.

Urban Relay was the perfect solution for the modern resident, giving users peace of mind when it comes to parcel retrieval – they can access their parcel management system at any time of the day in an easy and convenient location. The Bellsure amenity team also provided the mailboxes on this project for a complete mail and parcel management solution.

The Solution

30 Modular locker unit

Plug in and play solution

Connected via Wi-Fi

RAL 7016 (Anthracite Grey)
bespoke branding

Delivered to site via a specialist team

Provided on a supply and install basis
alongside a bespoke maintenance package

Call our team on [03300 552 455](tel:03300552455) or [email us here](#)
today for more information about Urban Relay



The Bellsure architectural department hosts a team of doorset technical experts that can help with everything from selecting the correct certified doorset to scheduling your entire project.

This team and range of products have been selected to help ensure that your project receives compliant, certified doorsets that protect users and residents.

“ We really enjoyed fitting your door set. The overall product was of high quality - we especially enjoyed the way the architraves are fitted, which seems to allow for slight variations in wall thickness. This will make my life easier when measuring up for future projects and it also made the installers job easier. ”



Our Certifications

Pre-qualified, quality assured, health & safety accredited for your peace of mind.





Bellsure have designed the innovative and adaptable Modulo Doorset solution to benefit all stakeholders in the construction industry, from architects through to installers.

- 1 Extensive stock of pre-machined components
- 2 The standards-based modular design ensures all configurable options are fully compliant
- 3 Standardised vision panels and ironmongery can be specified at time of order
- 4 Careful selection of colours, sizes and material specification along with our adaptable frame design means we can cover most fire doorset requirements from stock

The patented installation system allows up to 20mm of adjustment in each dimension ensuring perfectly-fitting doors in structural openings not perfectly formed.

By stocking fully machined doorframe components and door leaves (along with the relevant ironmongery), thousands of Q-Mark® certified doorset combinations can be picked, pre-hung, packed and dispatched within hours.

By investing in innovative modular design and relevant certification, this range has been specifically created to fill a gap in the market where construction, passive fire protection and FM contractors need FD30 fire doorsets in a few days. The concept is truly transforming the way we think about doors.


A full range of complementary non-fire-rated doors is also available from stock. For large projects where the substantial installation cost savings are a further benefit, a greatly expanded selection of finishes and designs is available.

Get in touch to discuss your next project or see Modulo Doorsets in action at our showroom on 03300 557 630.

Transforming the way we think about doors

Q-Mark® Fire Doorsets available from stock

VISIT THE MODULO WEBSITE



Modulo Doorsets:
Get it right, first time.





What makes Modulo different?

CONCEALED FIX SYSTEM

Innovative Rapd fit brackets, for ease of installation

PRE-HUNG IN FRAME OPTION

Helping to overcome problems on-site, before they happen

PRE-FITTED IRONMONGERY

All non-protruding components factory fitted for safe transportation

PRE-MITRED ARCHITRAVE

No cutting required on site

ADAPTABLE FRAME

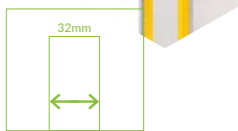
Giving you flexibility and tolerance in four dimensions

SIMPLE INSTALLATION

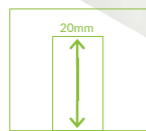
Compared to a conventional doorset



Flexibility in 4D™



FLEXIBILITY ON STRUCTURAL OPENING WIDTH 32MM



FLEXIBILITY ON STRUCTURAL OPENING HEIGHT 20MM



FLEXIBILITY ON WALL THICKNESS 27MM



FLEXIBILITY ON HORIZONTAL & VERTICAL ANGLES 88-91°

Request a free sample pack on 03300 557 630



REQUEST A FRAME SAMPLE PACK

Fire doorsets in stock

QUICK TO SPECIFY
Suitable for a range of projects including **commercial, accommodation and refurbishment**. Simple to select and specify, reducing design and planning costs.

QUICK TO PRICE
Our unique **instant doorset selector** makes door procurement extra simple. Value for money in our competitively priced doorsets and **strategic savings** across your project.

QUICK TO PRODUCE
Offsite manufacturing precision. **Minimal lead times** from order placement to delivery, providing the industry with world-class lead times.

QUICK TO INSTALL
Modulo gives you the flexibility to adjust with its impressive structural opening tolerance. **Less time on site, no snagging or call backs.**

We stock thousands of Q-Mark certified doorset combinations picked, pre-hung, packed and ready for dispatch within hours.



Finishes

A variety of laminates and surfaces ready for coating.



Ready-To-Paint

A ready to paint white polymer finish

Light Oak Laminate

Hardwearing, continuous pressure laminate (CPL), with a light oak textured finish

Primed White

A primed white finish


Slate Grey Laminate

Hardwearing, continuous pressure laminate (CPL), with a dark grey finish and light oak laminate lipping

Chalk White Laminate

Hardwearing, continuous pressure laminate (CPL), with a chalk white finish

Configurations



Single

Single internal timber doorset

Double

Double internal timber doorset

Unequal Double

Unequal double internal doorset, often referred to as 'leaf and a half'

Modulo doorsets are provided in either single, equal double, or unequal double configurations to cover a range of standard doorset scenarios.

Vision Panels

*Clear sight dimensions indicated



Type 1

170mm x 745mm glass

Type 2

Part M Compliant, 170mm x 1470mm glass

Non-Fire rated and FD30 options, provided in different styles dependent upon the door application selected. Hardwood bolection beading provided as standard.

Key Components

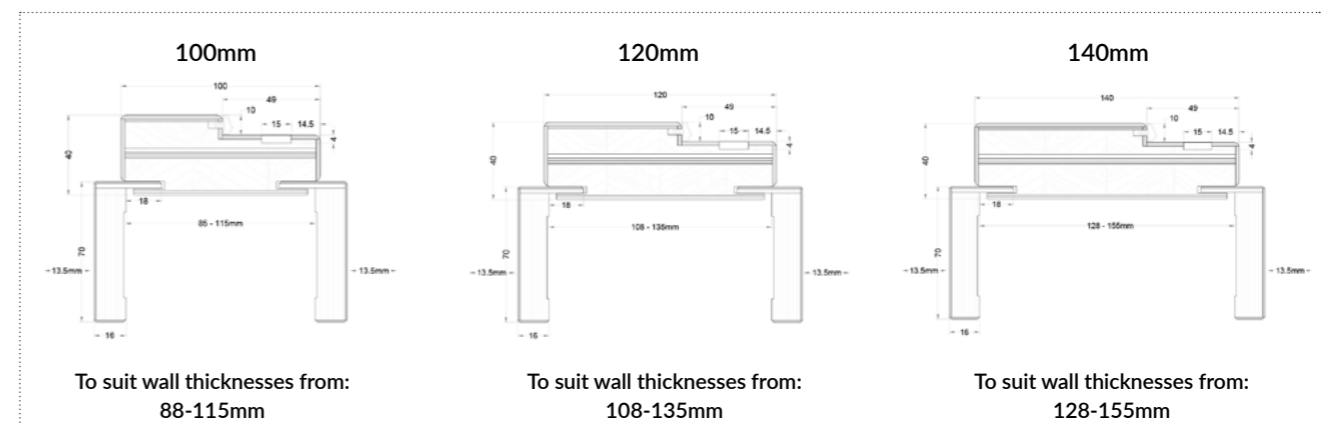
Everything you need to configure a Modulo doorset



*product codes in brackets / architrave provided pre-cut and mitred

The Modulo Doorset Frame System

We stock three Modulo Doorset frame depths to suit most structural openings.



To suit wall thicknesses from: 88-115mm

To suit wall thicknesses from: 108-135mm

To suit wall thicknesses from: 128-155mm

Use our online Instant doorset Selector. www.modulodoorsets.com provides an easy-to-use tool for on-site doorset pricing



What you need.
When you need it.

The Bellsure Delivery Service

With three sites across the UK, logistics and delivery is a priority focus for Bellsure.

Collection and delivery available
from our production facility at:

46 Buckland Rd
Pen Mill Trading Estate
Yeovil
BA21 5EL

[EMAIL US](#)





Installation Services

Our professional team of installers travel nationally to deliver and install projects ranging from a simple cycle rack to complex shelters of a huge scale!



From the Highlands of Scotland to the Isle of Wight we have teams that travel the length of the UK installing projects. With the latest health & safety qualifications, and a real passion for their craft, our teams will look after everything from overseeing delivery of products to clearing away the last pieces of packaging.



“ I would like to thank you for the works carried out on site, your operatives were particularly understanding and helpful during these difficult times on our sites. ”





Bellsure

EMAIL US

VISIT OUR WEBSITE

